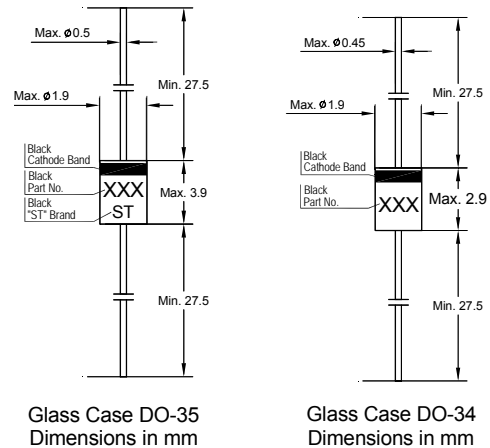


# 1N5220...1N5281

## SILICON PLANAR ZENER DIODES

Standard Zener voltage tolerance is  $\pm 20\%$ .  
 Add suffix "A" for  $\pm 10\%$  Tolerance, suffix  
 "B" for  $\pm 5\%$  tolerance, suffix "C" for  $\pm 2\%$   
 tolerance, Other tolerance, non standard  
 and higher Zener voltages are upon request.



### Absolute Maximum Ratings ( $T_a = 25\text{ }^\circ\text{C}$ )

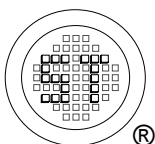
Parameter	Symbol	Value	Unit
Power Dissipation at $T_{amb} = 75\text{ }^\circ\text{C}$	$P_{tot}$	500 <sup>1)</sup>	mW
Junction Temperature	$T_j$	200	$^\circ\text{C}$
Storage Temperature Range	$T_s$	- 65 to + 200	$^\circ\text{C}$

<sup>1)</sup> Valid provided that leads are kept at ambient temperature at a distance of 8 mm from case.

### Characteristics at $T_a = 25\text{ }^\circ\text{C}$

Parameter	Symbol	Max.	Unit
Thermal Resistance Junction to Ambient Air	$R_{thA}$	0.3 <sup>1)</sup>	K/mW
Forward Voltage at $I_F = 200\text{ mA}$	$V_F$	1.1	V

<sup>1)</sup> Valid provided that leads are kept at ambient temperature at a distance of 8 mm from case.



**SEMTECH ELECTRONICS LTD.**

(Subsidiary of Sino-Tech International Holdings Limited, a company  
 listed on the Hong Kong Stock Exchange, Stock Code: 724)



ISO/TS 16949 : 2002  
 Certificate No. 05103



ISO 14001:2004  
 Certificate No. 71116

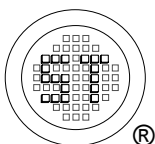


ISO 9001:2000  
 Certificate No. 0506098

Dated : 13/06/2007

# 1N5220...1N5281

Type	Zener Voltage Range		Maximum Zener Impedance <sup>1)</sup>			Maximum Reverse Leakage Current		Temp. Coefficient of Zener Voltage
	V <sub>Znom</sub> <sup>3)</sup> V	I <sub>ZT</sub> mA	r <sub>ZJT</sub> Ω	r <sub>ZJK</sub> Ω	at I <sub>ZK</sub> mA	I <sub>R</sub> <sup>2)</sup> μA	at V <sub>R</sub> V	TK <sub>VZ</sub> %/K
1N5220	2.2	20	30	1150	0.25	100	1	<-0.085
1N5221	2.4	20	30	1200	0.25	100	1	<-0.085
1N5222	2.5	20	30	1250	0.25	100	1	<-0.085
1N5223	2.7	20	30	1300	0.25	75	1	<-0.080
1N5224	2.8	20	30	1400	0.25	75	1	<-0.080
1N5225	3	20	29	1600	0.25	50	1	<-0.075
1N5226	3.3	20	28	1600	0.25	25	1	<-0.070
1N5227	3.6	20	24	1700	0.25	15	1	<-0.065
1N5228	3.9	20	23	1900	0.25	10	1	<-0.060
1N5229	4.3	20	22	2000	0.25	5	1	<-0.055
1N5230	4.7	20	19	1900	0.25	5	2	<±0.030
1N5231	5.1	20	17	1600	0.25	5	2	<±0.030
1N5232	5.6	20	11	1600	0.25	5	3	<+0.038
1N5233	6	20	7	1600	0.25	5	3.5	<+0.038
1N5234	6.2	20	7	1000	0.25	5	4	<+0.045
1N5235	6.8	20	5	750	0.25	3	5	<+0.050
1N5236	7.5	20	6	500	0.25	3	6	<+0.058
1N5237	8.2	20	8	500	0.25	3	6.5	<+0.062
1N5238	8.7	20	8	600	0.25	3	6.5	<+0.065
1N5239	9.1	20	10	600	0.25	3	7	<+0.068
1N5240	10	20	17	600	0.25	3	8	<+0.075
1N5241	11	20	22	600	0.25	2	8.4	<+0.076
1N5242	12	20	30	600	0.25	1	9.1	<+0.077
1N5243	13	9.5	13	600	0.25	0.5	9.9	<+0.079
1N5244	14	9	15	600	0.25	0.1	10	<+0.082
1N5245	15	8.5	16	600	0.25	0.1	11	<+0.082
1N5246	16	7.8	17	600	0.25	0.1	12	<+0.083
1N5247	17	7.4	19	600	0.25	0.1	13	<+0.084
1N5248	18	7	21	600	0.25	0.1	14	<+0.085
1N5249	19	6.6	23	600	0.25	0.1	14	<+0.086
1N5250	20	6.2	25	600	0.25	0.1	15	<+0.086
1N5251	22	5.6	29	600	0.25	0.1	17	<+0.087
1N5252	24	5.2	33	600	0.25	0.1	18	<+0.088
1N5253	25	5	35	600	0.25	0.1	19	<+0.089
1N5254	27	4.6	41	600	0.25	0.1	21	<+0.090
1N5255	28	4.5	44	600	0.25	0.1	21	<+0.091
1N5256	30	4.2	49	600	0.25	0.1	23	<+0.091
1N5257	33	3.8	58	700	0.25	0.1	25	<+0.092
1N5258	36	3.4	70	700	0.25	0.1	27	<+0.093
1N5259	39	3.2	80	800	0.25	0.1	30	<+0.094
1N5260	43	3	93	900	0.25	0.1	33	<+0.095
1N5261	47	2.7	105	1000	0.25	0.1	36	<+0.095
1N5262	51	2.5	125	1100	0.25	0.1	39	<+0.096
1N5263	56	2.2	150	1300	0.25	0.1	43	<+0.096
1N5264	60	2.1	170	1400	0.25	0.1	46	<+0.097
1N5265	62	2	185	1400	0.25	0.1	47	<+0.097
1N5266	68	1.8	230	1600	0.25	0.1	52	<+0.097



## SEMTECH ELECTRONICS LTD.

(Subsidiary of Sino-Tech International Holdings Limited, a company listed on the Hong Kong Stock Exchange, Stock Code: 724)



ISO/TS 16949 : 2002  
Certificate No. 05103

ISO 14001:2004  
Certificate No. 7116

ISO 9001:2000  
Certificate No. 0506098

Dated : 13/06/2007

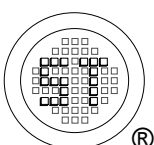
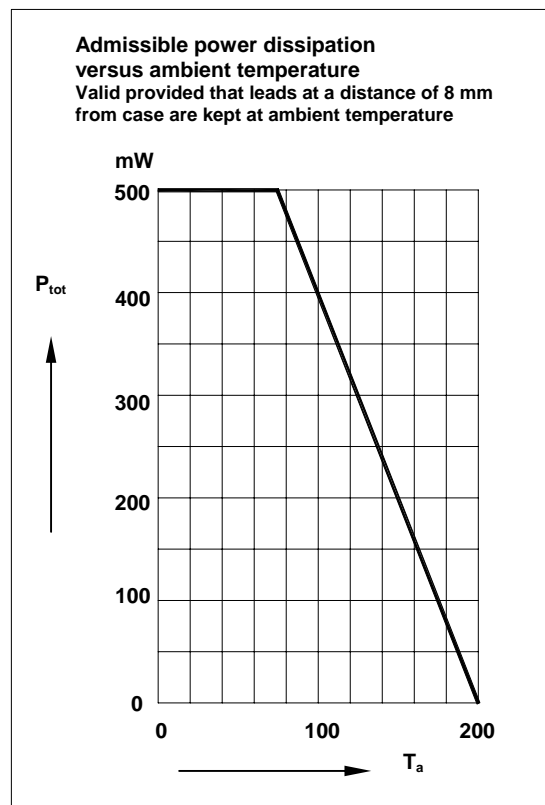
# 1N5220...1N5281

Type	Zener Voltage Range		Maximum Zener Impedance <sup>1)</sup>			Maximum Reverse Leakage Current		Temp. Coefficient of Zener Voltage
	$V_{Znom}$ <sup>3)</sup> V	$I_{ZT}$ mA	$r_{ZJT}$ $\Omega$	$r_{ZJK}$ $\Omega$	at $I_{ZK}$ mA	$I_R$ <sup>2)</sup> $\mu A$	at $V_R$ V	$TK_{VZ}$ %/K
1N5267	75	1.7	270	1700	0.25	0.1	56	<+0.098
1N5268	82	1.5	330	2000	0.25	0.1	62	<+0.098
1N5269	87	1.4	370	2200	0.25	0.1	68	<+0.099
1N5270	91	1.4	400	2300	0.25	0.1	69	<+0.099
1N5271	100	1.3	500	--	--	0.1	75	<+0.100
1N5272	110	1.2	700	--	--	0.1	83	<+0.100
1N5273	120	1	950	--	--	0.1	90	<+0.100
1N5274	130	0.95	1100	--	--	0.1	98	<+0.110
1N5275	140	0.9	1300	--	--	0.1	105	<+0.110
1N5276	150	0.85	1500	--	--	0.1	113	<+0.110
1N5277	160	0.8	1700	--	--	0.1	120	<+0.115
1N5278	170	0.74	1900	--	--	0.1	127	<+0.115
1N5279	180	0.68	2200	--	--	0.1	135	<+0.120
1N5280	190	0.66	2400	--	--	0.1	142	<+0.120
1N5281	200	0.65	2500	--	--	0.1	150	<+0.120

<sup>1)</sup> The Zener Impedance is derived from the 60 Hz AC voltage which results when an AC current having an RMS value equal to 10% of the Zener Current ( $I_{ZT}$  or  $I_{ZK}$ ) is superimposed on  $I_{ZT}$  or  $I_{ZK}$ . Zener Impedance is measured at two points to insure a sharp knee on the breakdown curve and to eliminate unstable units.

<sup>2)</sup> Valid provided that leads at a distance of 8 mm from case are kept at ambient temperature.

<sup>3)</sup> Tested with pulses  $t_p = 20$  ms.



**SEMTECH ELECTRONICS LTD.**

(Subsidiary of Sino-Tech International Holdings Limited, a company listed on the Hong Kong Stock Exchange, Stock Code: 724)



ISO/TS 16949 : 2002  
Certificate No. 05103



ISO 14001:2004  
Certificate No. 7116



ISO 9001:2000  
Certificate No. 0506098

Dated : 13/06/2007