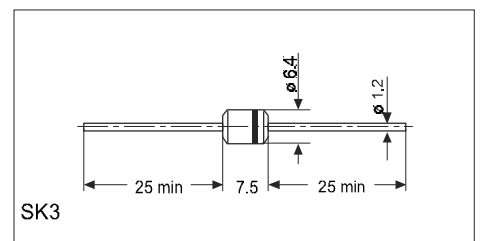
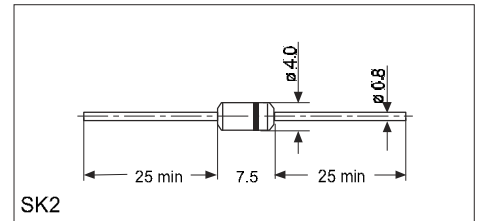
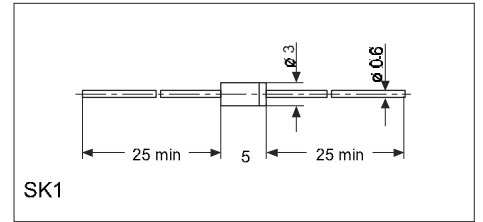


# Schottky Rectifier Diode

Type	$V_{RRM}$ V	$I_{FAVM}$ A $T_A = 25^\circ\text{C}$	$I_{FSM}$ A 10 ms	$V_F$ V $i_F = I_{FAVM}$ $T_{vj} = 25^\circ\text{C}$	$R_{thJC}$ $^\circ\text{C/W}$	$R_{thJA}$ $^\circ\text{C/W}$	$T_{vj\ max}$ $^\circ\text{C}$	outline
BYS 21-45	45	1,0	50	0,55	-	20	125	SK1
BYS 21-90	90	1,0	30	0,90	-	30	125	SK1
BYS 22-45	45	1,7	100	0,55	-	8	125	SK2
BYS 22-90	90	2,0	60	0,90	-	12	125	SK2
BYS 24-45	45	2x5,0	120	0,55	3/3,5 *	-	125	SK4
BYS 24-90	90	2x5,0	80	0,90	3/3,5 *	-	125	SK4
BYS 26-45	45	3,0	120	0,55	-	8	125	SK3
BYS 26-90	90	3,0	80	0,80	-	12	125	SK3
BYS 27-45	45	5,0	120	0,55	-	12	125	SK3
BYS 28-45	45	2x15,0	250	0,55	1,4/1,7 *	-	125	SK5
BYS 28-90	90	2x12,5	150	0,90	1,2	-	125	SK5
PBYR 1645	45	16,0	135	0,63	1,4	60	150	SK6
SC 802-04	45	1,0	40	0,55	-	10	125	SK7
30 CPQ 05	50	2x16,5	200	0,91	13,0	-	125	SK5



\*) Also available in insulated version

