

GENERAL PURPOSE RECTIFIER

OPERATING TEMPERATURE RANGE - 65 TO + 175°C

TYPE	INDUSTRY PART NO	PEAK INVERSE VOLTAGE	MAX. AVG. RECT. CURRENT	MAX. FWD SURGE CURRENT 1 CYCLE 60HZ	MAX. FWD. VOLTAGE @TA 25°C @RATED CURRENT	MAX REVERSE CURRENT @25°C @RATED PIV	OUTLINE IN INCHES (mm)
		Piv (V)	Io (A)	IFSM (A* μ s)	VFM (V)	Ir (μ A)	
IN4001S IN4002S	RL101 RL102	50 100	1.0A	30	1.1	5	<p>A-405</p>
IN4003S IN4004S	RL103 RL104	200 400					
IN4005S IN4006S	RL105 RL106	600 800					
IN4007S	RL107	1000					
IN4001 IN4002	IN4001 IN4002	50 100					
IN4003 IN4004	IN4003 IN4004	200 400					
IN4005 IN4006	IN4005 IN4006	600 800					
IN4007 1300	BY133	1300	1.0A	30	1.1	5	<p>DO-41</p>
EM513	EM513	1600					
EM516	EM516	1800					
IN4001R IN4002R	GP10A GP10B	50 100					
IN4003R IN4004R	GP10D GP10G	200 400					
IN4005R IN4006R	GP10J GP10K	600 800					
IN4007R GP10-13R	GP10M GP10T	1000 1300					
GP10-15R GP10-16R	GP10W GP10Y	1500 1600	1.5A	60	1.1	5	<p>DO15</p>
IN5391 IN5392	IN5391 IN5392	50 100					
IN5393 IN5395	IN5393 IN5395	200 400					
IN5397 IN5398	IN5397 IN5398	600 800					
IN5399	IN5399	1000					
GP15-005R GP15-01R	GP15A GP15B	50 100					
GP15-02R GP15-04R	GP15D GP15G	200 400					
GP15-06R GP15-08R	GP15J GP15K	600 800					
GP15-10R	GP15M	1000	2.0A	70	1.1	5	<p>DO201AD</p>
GP20-005 GP-20-01	RL201 RL202	50 100					
GP20-02 GP20-04	RL203 RL204	200 400					
GP20-06 GP20-08	RL205 RL206	600 800					
GP20-10	RL207	1000					
GP20-005R GP20-01R	GP20A GP20B	50 100					
GP20-02R GP20-04R	GP20D GP20G	200 400					
GP20-06R GP20-08R	GP20J GP20K	600 800					
GP20-10R	GP20M	1000	3.0A	200	1.2	5	<p>P6</p>
IN5400 IN5401	IN5400 IN5401	50 100					
IN5402 IN5404	IN5402 IN5404	200 400					
IN5406 IN5407	IN5406 IN5407	600 800					
IN5408	IN5408	1000					
GP30-005R GP30-01R	GP30A GP30B	50 100					
GP30-02R GP30-04R	GP30D GP30G	200 400					
GP30-06R GP30-08R	GP30J GP30K	600 800					
GP30-10R	GP30M	1000	6.0A	400	1.0	5	<p>P6</p>
GP60-005 GP60-01	P600A P600B	50 100					
GP60-02 GP0-04	P600D P600G	200 400					
GP60-06 GP60-08	P600J P600K	600 800					
GP60-10	P600M	1000					
GP80-005 GP800-01	— —	50 100					
GP80-02 GP80-04	— —	200 400					
GP80-06 GP80-08	— —	600 800					
GP80-10	—	1000	8.0A	400	1.0	10	<p>P6</p>

GENERAL PURPOSE RECTIFIER

OPERATING TEMPERATURE RANGE -65°C TO +175°C

TYPE	INDUSTRY PART NO.	PEAK INVERSE VOLTAGE	MAX. AVG. RECT. CURRENT	MAX. FWD SURGE CURRENT 1 CYCLE 60HZ	MAX. FWD VOLTAGE @TA 25°C @ RATED CURRENT	MAX. REVERSE CURRENT @25°C @ RATED PIV	OUTLINE IN INCHES (mm)
GT60-005	—	50	6A @ Ta 60°C	400	1.0	5	
GT60-01	—	100					
GT60-02	—	200					
GT60-04	—	400					
GT60-06	—	600					
GT60-10	—	1000	22A @ T _L 60°C @ LEAD LENGTH 3 mm				

FAST RECOVERY RECTIFIER

OPERATING TEMPERATURE RANGE -65°C TO +150°C

TYPE	INDUSTRY PART NO.	PEAK INVERSE VOLTAGE	MAX. AVG. FWD. CURRENT	MAX. FWD SURGE CURRENT 1 CYCLE 60HZ	MAX. FWD VOLTAGE @ TA 25°C @ RATED CURRENT	MAX REVERSE CURRENT @ 25°C @ RATED PIV	REVERSE RECOVERY TIME	OUTLINE IN INCHES (mm)
FR10-005	FR101	50	1.0A	50	1.3	5	150 (1)	
FR10-01	FR102	100					150 (1)	
FR10-02	FR103	200					150 (1)	
FR10-04	FR104	400					150 (1)	
FR10-06	FR105	600					250 (1)	
FR10-08	FR106	800					500 (1)	
FR10-10	FR107	1000					500 (1)	
FR10-005R	RGP10A	50					150 (1)	
FR10-01R	RGP10B	100					150 (1)	
FR10-02R	RGP10D	200					150 (1)	
FR10-04R	RGP10G	400	150 (1)					
FR10-06R	RGP10J	600	250 (1)					
FR10-08R	RGP10K	800	500 (1)					
FR10-10R	RGP10M	1000	500 (1)					
1N4933	1N4933	50	1.0A	50	1.2	5	200 (2)	
1N4934	1N4934	100					200 (2)	
1N4935	1N4935	200					200 (2)	
1N4936	1N4936	400					200 (2)	
1N4937	1N4937	600	200 (2)					
BA157	BA157	400	1.0A	35	1.3	5	150 (1)	
BA158	BA158	600					150 (1)	
BA159	BA159	800					250 (1)	
BYD33DP	BYD33D	200	1.3A	35	1.3	5	150 (1)	
BYD33GP	BYD33G	400					150 (1)	
BYD33JP	BYD33J	600					250 (1)	
BYD33KP	BYD33K	800					300 (1)	
BYD33MP	BYD33M	1000					300 (1)	
FR15-005	FR151	50	1.5A	65	1.3	5	150 (1)	
FR15-01	FR152	100					150 (1)	
FR15-02	FR153	200					150 (1)	
FR15-04	FR154	400					150 (1)	
FR15-06	FR155	600					250 (1)	
FR15-08	FR156	800					500 (1)	
FR15-10	FR157	1000					500 (1)	
FR15-005R	RGP15A	50					150 (1)	
FR15-01R	RGP15B	100					150 (1)	
FR15-02R	RGP15D	200					150 (1)	
FR15-04R	RGP15G	400	150 (1)					
FR15-06R	RGP15J	600	250 (1)					
FR15-08R	RGP15K	800	500 (1)					
FR15-10R	RGP15M	1000	500 (1)					
BYV95AP	BYV95A	200	1.5A	50	1.6 @ 3A	5	150 (1)	
BYV95BP	BYV95B	400					150 (1)	
BYV95CP	BYV95C	600					250 (1)	
BYV96DP	BYV96D	800					300 (1)	
BYV96EP	BYV96E	1000					300 (1)	
BYD34DP	BYD34D	200	2.0A	60	1.2 @ 3A	5	150 (1)	
BYD34GP	BYV34G	400					150 (1)	
BYD34JP	BYD34J	600					250 (1)	
BYD34KP	BYD34K	800					300 (1)	
BYD34MP	BYD34M	1000					300 (1)	
FR20-005	FR201	50	2.0A	70	1.3	5	150 (1)	
FR20-01	FR202	100					150 (1)	
FR20-02	FR203	200					150 (1)	
FR20-04	FR204	400					150 (1)	
FR20-06	FR205	600					250 (1)	
FR20-08	FR206	800					500 (1)	
FR20-10	FR207	1000					500 (1)	
FR20-005R	RGP20A	50					150 (1)	
FR20-01R	RGP20B	100					150 (1)	
FR20-02R	RGP20D	200					150 (1)	
FR20-04R	RGP20G	400	150 (1)					
FR20-06R	RGP20J	600	250 (1)					
FR20-08R	RGP20K	800	500 (1)					
FR20-10R	RGP20M	1000	500 (1)					

NOTE: T_{RR} TEST CONDITIONS (1) I_F = 0.5A, I_R = 1A, I_{RR} = 0.25A (2) I_F = 1A, V_R = 30V
(3) I_F = I_R = 10mA I_{RR} = 1mA

FAST RECOVERY RECTIFIER

OPERATING AND STORAGE TEMPERATURE RANGE -55°C TO +150°C

TYPE	INDUSTRY PART NO	PEAK INVERSE VOLTAGE	MAX. AVG. FWD. CURRENT	MAX. FWD SURGE CURRENT 1 CYCLE 60HZ	MAX. FWD. VOLTAGE @ TA 25°C @ RATED CURRENT	MAX REVERSE CURRENT @ 25°C @ RATED PIV	REVERSE RECOVERY TIME		OUTLINE IN INCHES (mm)	
		$P_{IV}(V)$	$I_o(A)$	$I_{FSM}(A_{PK})$	$V_{FM}(V)$	$I_{RM}(\mu A)$	$T_{RR}(ns)$			
BY296 BY297 BY298 BY299	BY296 BY297 BY298 BY299	100 200 400 800	2.0A	70	1.3	10	150 (1) 150 (1) 150 (1) 250 (1)	300 (3) 300 (3) 300 (3) 500 (3)		
FR30-005 FR30-01 FR30-02 FR30-04 FR30-06 FR30-08 FR30-10	FR301 FR302 FR303 FR304 FR305 FR306 FR307	50 100 200 400 600 800 1000	3.0A	200	1.3	10	150 (1) 150 (1) 150 (1) 150 (1) 250 (1) 500 (1) 500 (1)			
FR30-005R FR30-01R	RGP30A RGP30B	50 100	3.0A	200	1.3	5	150 (1) 150 (1)			
FR30-02R FR30-04R	RGP300 RGP30G	200 400					150 (1) 150 (1)			
FR30-06R FR30-08R	RGP30J RGP30K	600 800					250 (1) 500 (1)			
FR30-10R	RGP30M	1000					500 (1)			
BY396 BY397 BY398 BY399	BY396 BY397 BY398 BY399	100 200 400 800	3.0A	100	1.3	10	150 (1) 150 (1) 150 (1) 250 (1)	300 (3) 300 (3) 300 (3) 500 (3)		
MR850 MR851 MR852 MR854 MR856 MR858 MR8510	MR850 MR851 MR852 MR854 MR856 MR858 MR8510	50 100 200 400 600 800 1000	3.0A	100	1.25 1.25 1.25 1.25 1.50 1.75	10	200 (2)			
BYW95AP BYW95BP BYW95CP BYW96DP BYW96EP	BYW95A BYW95B BYW95C BYW96D BYW96E	200 400 600 800 1000	3.0A	100	1.5	10	150 (1) 150 (1) 250 (1) 300 (1) 300 (1)			DO201AD
MR820 MR821 MR822 MR824 MR826	MR820 MR821 MR822 MR824 MR826	50 100 200 400 600	5.0A	300	1.0	10	200 (2)			
FR60-005 FR60-01 FR60-02 FR60-04 FR60-06 FR60-08 FR60-10	FR601 FR602 FR603 FR604 FR605 FR606 FR607	50 100 200 400 600 800 1000	6.0A	400	1.3	10	150 (1) 150 (1) 150 (1) 150 (1) 250 (1) 500 (1) 500 (1)			



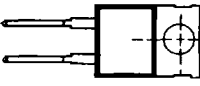
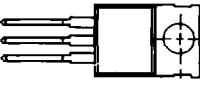
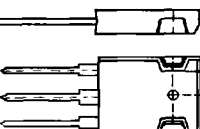
ULTRA FAST RECOVERY RECTIFIER

OPERATING AND STORAGE TEMP. RANGE -55°C TO +150°C

TYPE	INDUSTRY PART NO	PIV(V)	Io(A)	I _{FSM} (A _{PK})	V _{FM} (V)	I _{RM} (μA)	T _{RR} (ns)		OUTLINE IN INCHES (mm)
		$P_{IV}(V)$	$I_o(A)$	$I_{FSM}(A_{PK})$	$V_{FM}(V)$	$I_{RM}(\mu A)$	$T_{RR}(ns)$		
UF4001 UF4002 UF4003 UF4004 UF4005 UF4006 UF4007	UF4001 UF4002 UF4003 UF4004 UF4005 UF4006 UF4007	50 100 200 400 600 800 1000	1.0A	30	1.0 1.0 1.0 1.0 1.7 1.7 1.7	10	50 (1) 50 (1) 50 (1) 50 (1) 75 (1) 75 (1) 75 (1)		
UF10-005R UF10-01R UF10-02R UF10-04R UF10-06R UF10-08R UF10-10R	— 10DF1 10DF2 10DF4 10DF6 10DF8 —	50 100 200 400 600 800 1000	1.0A	40	1.05 1.05 1.05 1.2 1.2 1.2 1.7	10	50 (1) 50 (1) 50 (1) 50 (1) 80 (1) 80 (1) 80 (1)		
UF15-005R UF15-01R UF15-02R UF15-04R UF15-06R UF15-08R UF15-10R	— — — 15DF4 15DF6 15DF8 —	50 100 200 400 600 800 1000	1.5A	70	1.05 1.05 1.05 1.2 1.2 1.2 1.7	10	50 (1) 50 (1) 50 (1) 80 (1) 80 (1) 80 (1) 80 (1)		
UF20-005 UF20-01 UF20-02 UF20-03 UF20-04 UF20-06 UF20-08 UF20-10	HER201 HER202 HER203 HER204 HER205 HER206 HER207 HER208	50 100 200 300 400 600 800 1000	2.0A	60	1.0 1.0 1.0 1.3 1.3 1.5 1.7 1.7	10	50 (1) 50 (1) 50 (1) 50 (1) 50 (1) 75 (1) 75 (1) 75 (1)		
UF5400 UF5401 UF5402 UF5403 UF5404 UF5406 UF5407 UF5408	HER301 HER302 HER303 HER304 HER305 HER306 HER307 HER308	50 100 200 300 400 600 800 1000	3.0A	150	1.0 1.0 1.0 1.0 1.0 1.7 1.7 1.7	10	50 (1) 50 (1) 50 (1) 50 (1) 50 (1) 75 (1) 75 (1) 75 (1)		
UF30-005R UF30-01R UF30-02R UF30-04R UF30-06R UF30-08R UF30-10R	— 30DF1 30DF2 30DF4 30DF6 — —	50 100 200 400 600 800 1000	3.0A	150	1.05 1.05 1.05 1.25 1.25 1.70 1.70	10	50 (1) 50 (1) 50 (1) 80 (1) 80 (1) 80 (1) 80 (1)		


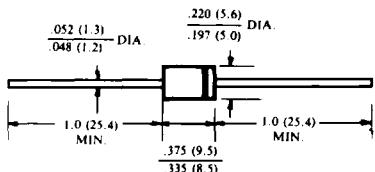
ULTRA FAST RECOVERY RECTIFIER

OPERATING AND STORAGE TEMP RANGE -55°C TO +150°C

TYPE	INDUSTRY PART NO.	PEAK INVERSE VOLTAGE	MAX. AVG. RECT. CURRENT	MAX. FWD SURGE CURRENT 1 CYCLE 60HZ	MAX. FWD. VOLTAGE @ RATED CURRENT	MAX. REVERSE CURRENT @ 25°C @ RATED PIV	3.REVERSE RECOVERY TIME If 0.5A Ir 1A, Irr 0.25A	OUTLINE IN INCHES (mm)
		Piv (V)	Io (A)	Ifsm (APK)	VfM (V)	Ir (µA)	Trr(ns)	
UF50-005 UF50-01 UF50-02 UF50-04 UF50-06 UF50-08 UF50-10	HER501 HER502 HER503 HER505 HER506 HER507 HER508	50 100 200 400 600 800 1000	5.0A	200	1.0 1.0 1.0 1.3 1.5 1.7 1.7	10.0	50 50 50 50 75 75 75	 DO201AD
UF60-005 UF60-01 UF60-02 UF60-04 UF60-06 UF60-08 UF60-10	— — — — — — —	50 100 200 400 600 800 1000	6.0A	300	1.0 1.0 1.0 1.4 1.7 2.0 2.0	25.0	50 50 50 50 75 75 75	 P6
UF80-005 UF80-01 UF80-015 UF80-02 UF80-03 UF80-04 UF80-05 UF80-06	FES8AT FES8BT FES8CT FES8DT FES8FT FES8GT FES8HT FES8JT	50 100 150 200 300 400 500 600	8.0A	125	0.95 0.95 0.95 1.30 1.30 1.30 1.50 1.50	10.0	35 35 35 50 50 50 50 50	 TO-220A
UF160-005 UF160-01 UF160-015 UF160-02 UF160-03 UF160-04 UF160-05 UF160-06	PEP16AT FEP16BT FEP16CT FEP16DT FEP16FT FEP16GT FEP16HT FEP16JT	50 100 150 200 300 400 500 600	16A	200	0.95 0.95 0.95 0.95 1.30 1.30 1.30 1.30	10.0	35 35 35 35 50 50 50 50	 TO-220
UF300-005 UF300-01 UF300-015 UF300-02 UF300-03 UF300-04 UF300-05 UF300-06	FEP30AP FEP30BP FEP30CP FEP30DP FEP30FP FEP30GP FEP30HP FEP30JP	50 100 150 200 300 400 500 600	30A	300	0.95 0.95 0.95 0.95 1.30 1.30 1.30 1.50	10.0	35 35 35 35 50 50 50 50	 TO-3P



SUPER FAST RECOVERY RECTIFIER

OPERATING AND STORAGE TEMP. -55°C TO +150°C

SF10-005 SF10-01 SF10-015 SF10-02 SF10-03 SF10-04 SF10-05 SF10-06	SF11 SF12 SF13 SF14 SF15 SF16 — —	50 100 150 200 300 400 500 600	1.0A	30	.95 .95 .95 1.25 1.25 1.75 1.75	10.0	35	 DO41
SF20-06 SF20-08 SF20-10	— — RG4C	600 800 1000	2.0A	60	3.0 3.0 3.0	0.5mA	35	
SF30-005 SF30-01 SF30-015 SF30-02 SF30-03 SF30-04 SF30-05 SF30-06	SF31 SF32 SF33 SF34 SF35 SF36 — —	50 100 150 200 300 400 500 600	3.0A	125	.95 .95 .95 .95 1.25 1.25 1.75 1.75	10.0	35	
SF50-005 SF50-01 SF50-015 SF50-02 SF50-03 SF50-04 SF50-05 SF50-06	SF51 SF52 SF53 SF54 SF55 SF56 — —	50 100 150 200 300 400 500 600	5.0A	150	.95 .95 .95 .95 1.25 1.25 1.75 1.75	10.0	35	
SF60-005 SF60-01 SF60-015 SF60-02 SF60-03 SF60-04 SF60-05 SF60-06	SF61 SF62 SF63 SF64 — — — —	50 100 150 200 300 400 500 600	6.0A	150	.95 .95 .95 .95 1.25 1.25 1.75 1.75	10.0	35	DO201AD

FAST EFFICIENT RECTIFIER

OPERATING AND STORAGE TEMP. RANGE -55°C TO +150°C

FE10-005 FE10-01 FE10-015 FE10-02 FE10-03 FE10-04 FE10-05 FE10-06	— 11DF1 — 11DF2 11DF3 11DF4 — —	50 100 150 200 300 400 500 600	1.0A	30	.98 .98 .98 .98 1.25 1.25 1.75 1.75	10.0 10.0 10.0 10.0 20.0 20.0 40.0 40.0	25 25 25 25 25 25 25 25	 DO41
FE30-005 FE30-01 FE30-015 FE30-02 FE30-03 FE30-04 FE30-05 FE30-06	— 31DF1 — 31DF2 31DF3 31DF4 — —	50 100 150 200 300 400 500 600	3.0A	60	.98 .98 .98 .98 1.25 1.25 1.75 1.75	10.0 10.0 10.0 10.0 20.0 20.0 40.0 40.0	25 25 25 25 25 25 25 25	 DO201AD