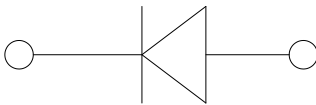





Fast Recovery Rectifier



Features

- High efficiency
- High current capability
- High reliability
- High surge current capability
- Low power loss
- Glass passivated chip junction
- Solder dip 275 °C max. 7 s, per JESD 22-B106

Mechanical Data

- **Package:** DO-204AC(DO-15)
Molding compound meets UL 94 V-0 flammability rating, RoHS-compliant
- **Terminals:** Tin plated leads, solderable per J-STD-002 and JESD22-B102
- **Polarity:** Color band denotes cathode end

■ Maximum Ratings (Ta=25°C Unless otherwise specified)

PARAMETER	SYMBOL	UNIT	FR151G	FR152G	FR153G	FR154G	FR155G	FR156G	FR157G
Device marking code			FR151G	FR152G	FR153G	FR154G	FR155G	FR156G	FR157G
Repetitive Peak Reverse Voltage	V_{RRM}	V	50	100	200	400	600	800	1000
Average Forward Current @60Hz sine wave, Resistance load, Ta=75°C	$I_{F(AV)}$	A	1.5						
Forward Surge Current (Non-repetitive) @60Hz Half-sine wave, 1 cycle, Ta=25°C	I_{FSM}	A	50						
Storage Temperature	T_{stg}	°C	-55 ~+150						
Junction Temperature	T_j	°C	-55~+150						

■ Electrical Characteristics (Ta=25°C Unless otherwise specified)

PARAMETER	SYMBOL	UNIT	TEST CONDITIONS	FR151G	FR152G	FR153G	FR154G	FR155G	FR156G	FR157G
Maximum instantaneous forward voltage drop per diode	V_{FM}	V	$I_{FM}=1.5A$	1.3						
Maximum DC reverse current at rated DC blocking voltage per diode	I_{RRM1}	μA	$T_a=25^\circ C$	2.5						
	I_{RRM2}		$T_a=100^\circ C$	100						
Reverse Recovery time	t_r	ns	$I_F=0.5A$ $I_R=1A$ $I_{RR}=0.25A$	150			250	500		
Typical junction capacitance	C_j	pF	Measured at 1MHZ and Applied Reverse Voltage of 4.0 V.D.C.	20						

■ Thermal Characteristics (Ta=25°C Unless otherwise specified)

PARAMETER	SYMBOL	UNIT	FR151G	FR152G	FR153G	FR154G	FR155G	FR156G	FR157G
Thermal Resistance(Typical)	$R_{\theta J-A}$	°C/W	50						



FR151G THRU FR157G

Ordering Information (Example)

PREFERRED P/N	PACKAGE CODE	UNIT WEIGHT(g)	MINIMUM PACKAGE(pcs)	INNER BOX QUANTITY(pcs)	OUTER CARTON QUANTITY(pcs)	DELIVERY MODE
FR151G~FR157G	D1	Approximate 0.38	3000	3000	30000	Tape
FR151G~FR157G	C1	Approximate 0.38	500	500	25000	Bulk

Characteristics (Typical)

FIG.1: I_o - T_a Curve

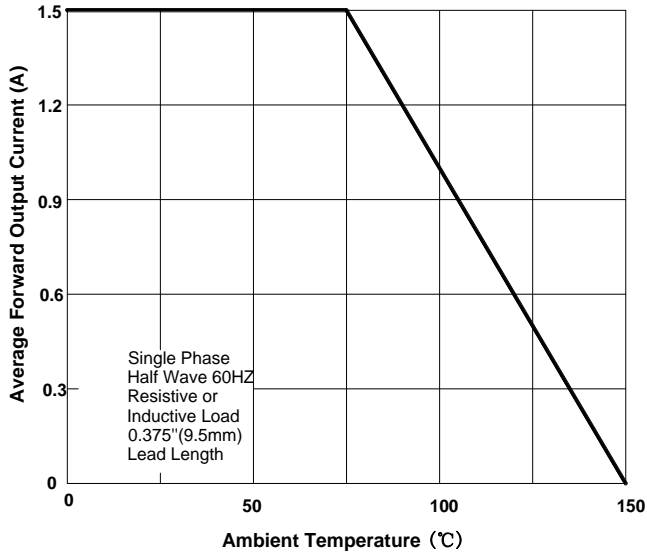


FIG.2: Forward Surge Current Capability

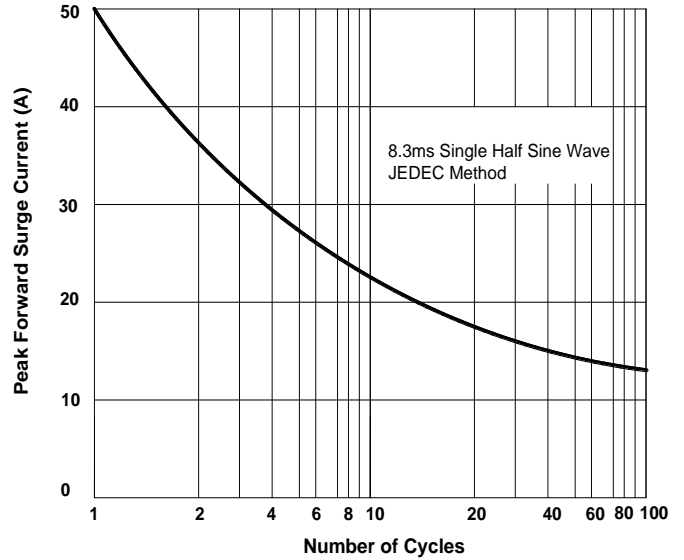


FIG.3: Forward Voltage

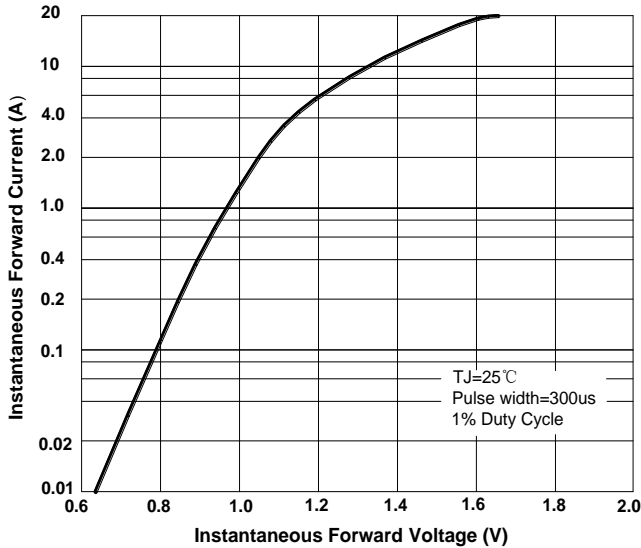
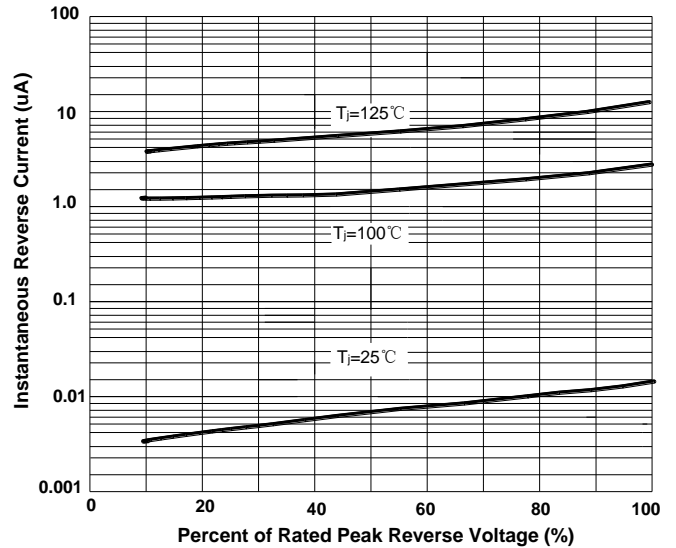


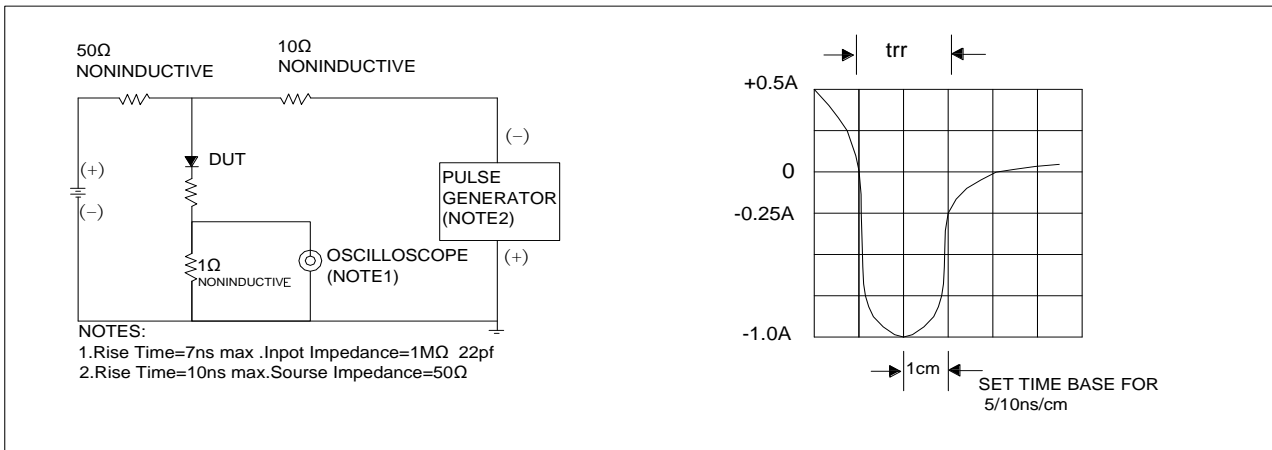
FIG.4: Typical Reverse Characteristics



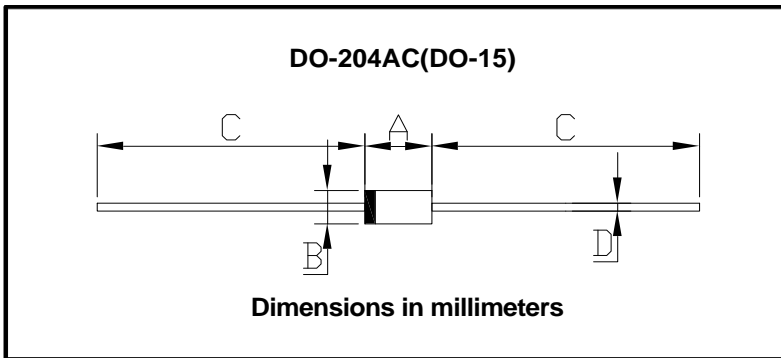


FR151G THRU FR157G

FIG.5: Diagram of circuit and Testing wave form of reverse recovery time



■ Outline Dimensions



DO-204AC(DO-15)		
Dim	Min	Max
A	5.80	7.60
B	2.60	3.60
C	25.4	/
D	0.70	0.90



FR151G THRU FR157G

Disclaimer

The information presented in this document is for reference only. Yangzhou Yangjie Electronic Technology Co., Ltd. reserves the right to make changes without notice for the specification of the products displayed herein to improve reliability, function or design or otherwise.

The product listed herein is designed to be used with ordinary electronic equipment or devices, and not designed to be used with equipment or devices which require high level of reliability and the malfunction of which would directly endanger human life (such as medical instruments, transportation equipment, aerospace machinery, nuclear-reactor controllers, fuel controllers and other safety devices), Yangjie or anyone on its behalf, assumes no responsibility or liability for any damages resulting from such improper use of sale.

This publication supersedes & replaces all information previously supplied. For additional information, please visit our website [http:// www.21yangjie.com](http://www.21yangjie.com) , or consult your nearest Yangjie's sales office for further assistance.