IGBTs

IGBTs
(Discrete IGBTs)

Part Number	Applications	Features	Absolute Maximum Ratings (Ta = 25°C)					Package	
			VCES (V)	Ic		Pc			Type
				DC (A)	Pulsed (A)	Ta = 25°C (W)	Tc = 25°C (W)		
GT30F124	PDP-TV	PDP sustain, energy recovery and separation circuits	300	—	200	—	25	TO-220SIS	Isolation, Through-hole
GT30F126 *			330	—	200	—	18	TO-220SIS	Isolation, Through-hole
GT30F131			360	—	200	—	140	TO-220SM (MXN)	SMD
GT30F132 *				—	250	—	140	TO-220SM (MXN)	SMD
GT45F132 *				—	200	—	140	TO-220SM (MXN)	SMD
GT30G124			430	—	200	—	25	TO-220SIS	Isolation, Through-hole
GT30J127 *			600	—	200	—	25	TO-220SIS	Isolation, Through-hole

Note)

(1) Typical

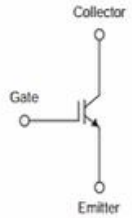

(2) Built-in FRD

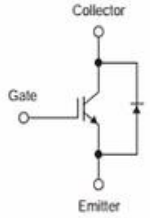

(3) Built-in Zener diode

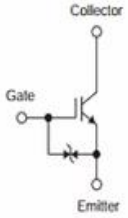

Example **GT 60 M 3 03 A**

- Version
- Serial number
- 1: N-channel
  2: P-channel
  3: N-channel with built-in freewheeling diode
  R: N-channel RC-IGBT with built-in freewheeling diode
- Voltage rating (see Table 1.)
- Collector current rating (DC)
- Discrete IGBT

Table 1

Letter	Voltage (V)	Letter	Voltage (V)	Letter	Voltage (V)
C	150	J	600	Q	1200
D	200	K	700	R	1300
E	250	L	800	S	1400
F	300	M	900	T	1500
G	400	N	1000	U	1600
H	500	P	1100	V	1700

Applications and Features	Breakdown Voltage V_{CES} (V) @Ta = 25°C	IGBT Current Rating Ic (A) @Ta = 25°C		TSON-8	SOP-8	TO-220SIS	TO-220SM(MXN)
		DC	Pulse				
Plasma display panels	300		200			GT30F124 GT45F127	
	330		200			GT30F125 GT45F128	
	360		200				GT30F131
	430		200			GT30G124 GT30G125 GT45G127 GT45G128	
	600		200			GT30J124	