

KA78RM33

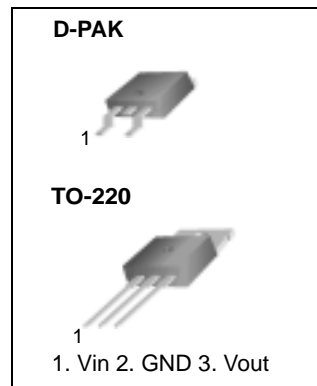
Low Dropout Voltage Regulator

Features

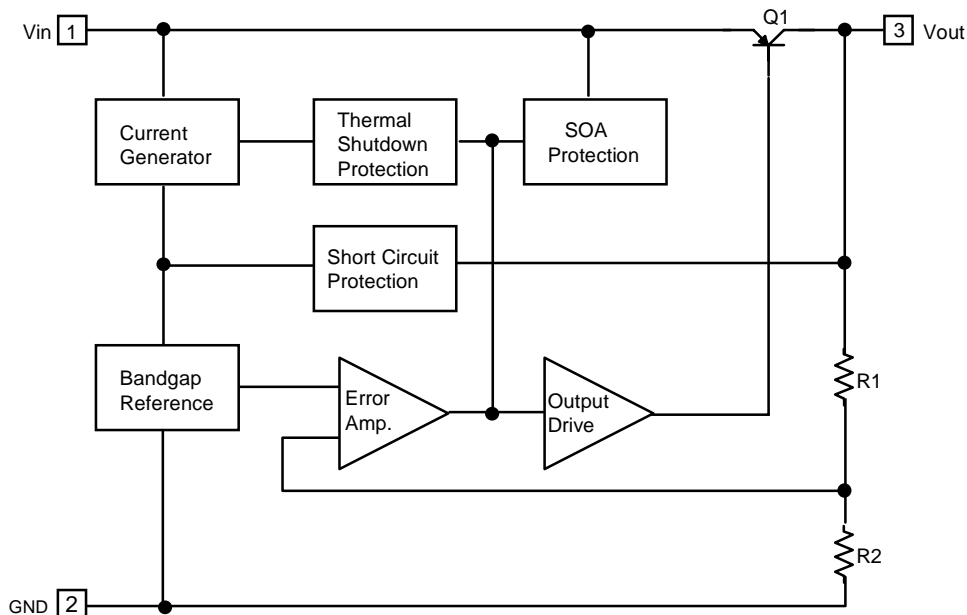
- 0.5A / 3.3V Output low dropout voltage regulator
- Low dropout voltage (Max. 0.6V)
- Over current protection, Thermal shutdown
- SOA protection, Shortcircuit protection

Description

The KA78RM33 is a low-dropout voltage regulator suitable for various electronic equipment. It provide constant voltage power source with surface mount type package (D-PAK). dropout voltage of KA78RM33 is below 0.6V in full rated current(0.5A). This regulator has various function such as over current protection, thermal shut down and SOA (Safe operating Area) protection.



Internal Block Diagram



Absolute Maximum Ratings

Parameter	Symbol	Value	Unit	Remark
Input Voltage	V _{in}	20	V	-
Output Current	I _O	0.5	A	-
Thermal Resistance Junction-Air	R _{θJA}	110	°C/W	No Heatsink
Power Dissipation	P _d	Internally limited	—	-
Junction Temperature	T _j	150	°C	-
Operating Temperature	T _{OPR}	-25~ + 125	°C	-

Electrical Characteristics

(V_{in} = 5V, I_O = 0.25A, T_a = 25°C , unless otherwise specified)

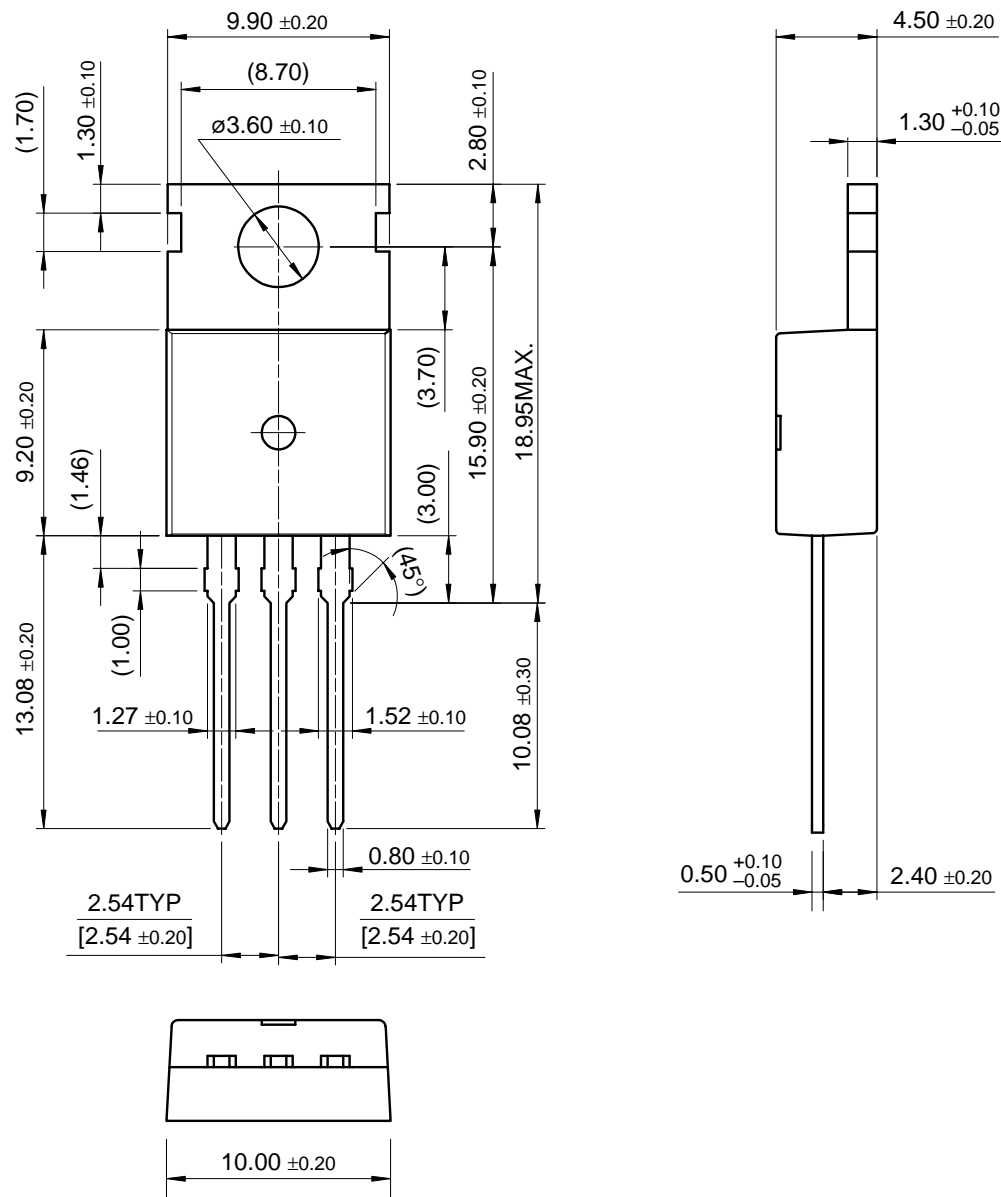
Parameter	Symbol	Conditions	Min.	Typ.	Max.	Unit
Output Voltage	V _{Out}	I _O = 10mA	3.22	3.3	3.38	V
Load Regulation	R _{LOad}	5mA < I _O < 0.5A	-	2	20	mV
Line Regulation	R _{line}	4.3V < V _{in} < 16V	-	2	20	mV
Ripple Rejection Ratio	RR	f=120Hz, V _{in} =5V ±0.5V _{rms}	55	-	-	dB
Dropout Voltage	V _{drop}	I _O =0.5A	-	-	0.6	V
Quiescent Current	I _q	I _O = 0A	-	5	10	mA
Peak Current	I _{PK}	V _{in} = 5V	0.5	1	-	A
Output Noise Voltage	V _n	10Hz < f < 100KHz	-	50	-	uV _{rms}
Temperature Coefficient of Output Voltage	ΔV _{OUT} /ΔT	-25°C < T _j < 125°C I _O = 100mA	-	-0.2	-	mV/°C

Mechanical Dimensions

Package

Dimensions in millimeters

TO-220



Ordering Information

Product Number	Package	Operating Temperature
KA78RM33D	D-PAK	-25 ~ + 125°C
KA78RM33	TO-220	

DISCLAIMER

FAIRCHILD SEMICONDUCTOR RESERVES THE RIGHT TO MAKE CHANGES WITHOUT FURTHER NOTICE TO ANY PRODUCTS HEREIN TO IMPROVE RELIABILITY, FUNCTION OR DESIGN. FAIRCHILD DOES NOT ASSUME ANY LIABILITY ARISING OUT OF THE APPLICATION OR USE OF ANY PRODUCT OR CIRCUIT DESCRIBED HEREIN; NEITHER DOES IT CONVEY ANY LICENSE UNDER ITS PATENT RIGHTS, NOR THE RIGHTS OF OTHERS.

LIFE SUPPORT POLICY

FAIRCHILD'S PRODUCTS ARE NOT AUTHORIZED FOR USE AS CRITICAL COMPONENTS IN LIFE SUPPORT DEVICES OR SYSTEMS WITHOUT THE EXPRESS WRITTEN APPROVAL OF THE PRESIDENT OF FAIRCHILD SEMICONDUCTOR CORPORATION. As used herein:

1. Life support devices or systems are devices or systems which, (a) are intended for surgical implant into the body, or (b) support or sustain life, and (c) whose failure to perform when properly used in accordance with instructions for use provided in the labeling, can be reasonably expected to result in a significant injury of the user.
2. A critical component in any component of a life support device or system whose failure to perform can be reasonably expected to cause the failure of the life support device or system, or to affect its safety or effectiveness.