

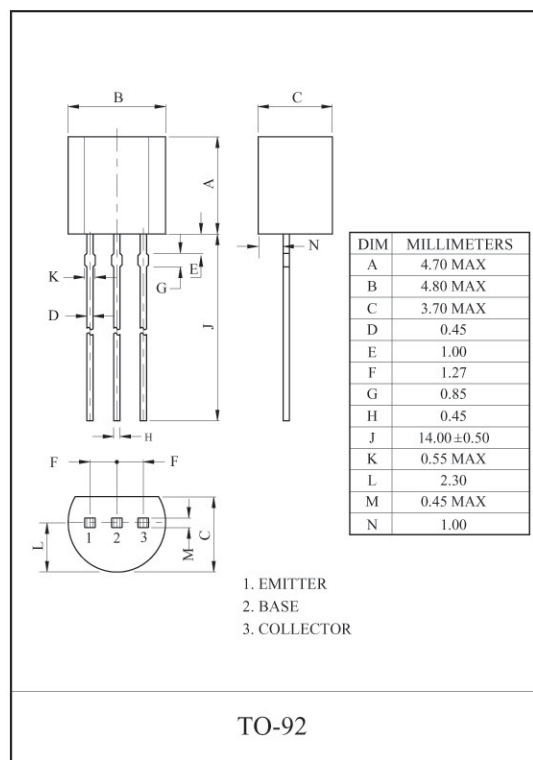
GENERAL PURPOSE APPLICATION.
SWITCHING APPLICATION.

FEATURES

- Excellent h_{FE} Linearity.
: $h_{FE}(I_C=0.1mA)/h_{FE}(I_C=2mA)=0.95(Typ.)$
- Low Noise : $NF=1dB(Typ.)$. at $f=1kHz$
- Complementary to KTC945B.

MAXIMUM RATING (Ta=25°C)

CHARACTERISTIC	SYMBOL	RATING	UNIT
Collector-Base Voltage	V_{CBO}	-60	V
Collector-Emitter Voltage	V_{CEO}	-50	V
Emitter-Base Voltage	V_{EBO}	-5	V
Collector Current	I_C	-150	mA
Collector Power Dissipation	P_C	625	mW
Junction Temperature	T	150	°C
Storage Temperature Range	T_{stg}	-55 ~ 150	°C



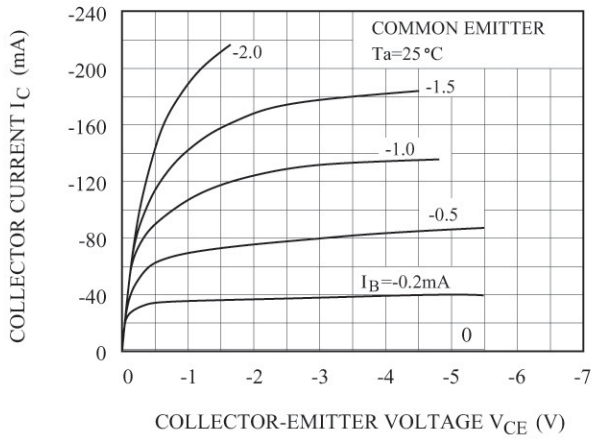
ELECTRICAL CHARACTERISTICS (Ta=25°C)

CHARACTERISTIC	SYMBOL	TEST CONDITION	MIN.	TYP.	MAX.	UNIT
Collector-Base Breakdown Voltage	$V_{(BR)CBO}$	$I_C=-100\mu A$ $I_E=0$	-60	-	-	V
Collector-Emitter Breakdown Voltage	$V_{(BR)CEO}$	$I_C=-1mA$ $I_B=0$	-50	-	-	V
Emitter-Base Breakdown Voltage	$V_{(BR)EBO}$	$I_E=-100\mu A$ $I_C=0$	-5	-	-	V
Collector Cut-off Current	I_{CBO}	$V_{CB}=-50V$ $I_E=0$	-	-	-0.1	μA
Emitter Cut-off Current	I_{EBO}	$V_{EB}=-5V$ $I_C=0$	-	-	-0.1	μA
DC Current Gain	h_{FE} (Note)	$V_{CE}=-6V$ $I_C=-2mA$	70	-	400	
Collector-Emitter Saturation Voltage	$V_{CE(sat)}$	$I_C=-100mA$ $I_B=-10mA$	-	-0.1	-0.3	V
Base-Emitter Saturation Voltage	$V_{BE(sat)}$	$I_C=-100mA$ $I_B=-10mA$	-	-	-1.1	V
Transition Frequency	f_T	$V_{CE}=-10V$ $I_C=-10mA$	-	300	-	MHz
Collector Output Capacitance	C_o	$V_{CB}=-10V$ $I_E=0$ $f=1MHz$	-	4	7	pF
Noise Figure	NF	$V_{CE}=-6V$ $I_C=-0.1mA$ $R_g=10k\Omega$ $f=1kHz$	-	1.0	10	dB

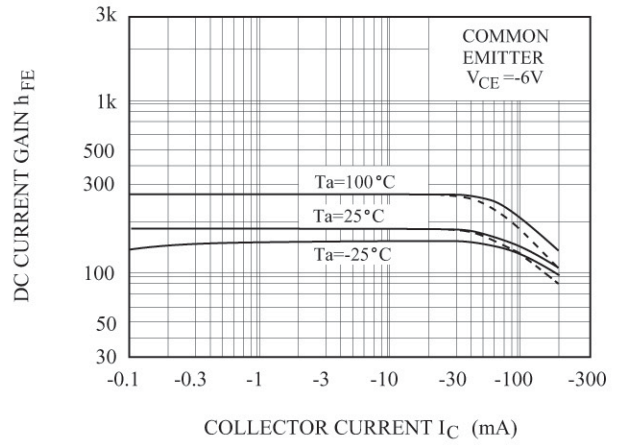
Note : h_{FE} Classification O:70 ~ 140 Y:120 ~ 240 GR:200 ~ 400

KTA733B

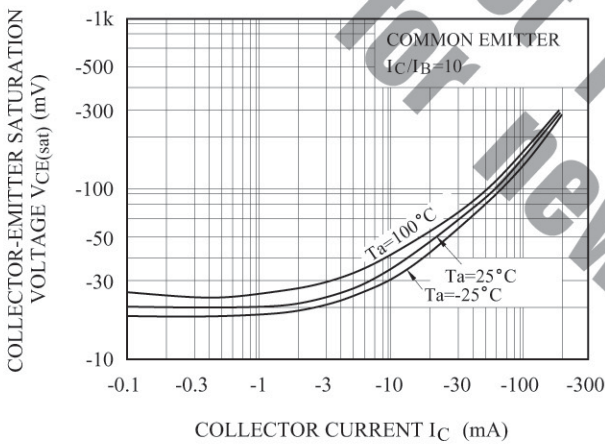
$I_C - V_{CE}$



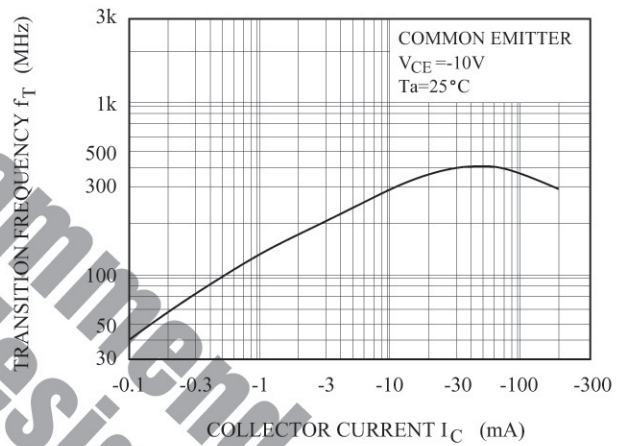
$h_{FE} - I_C$



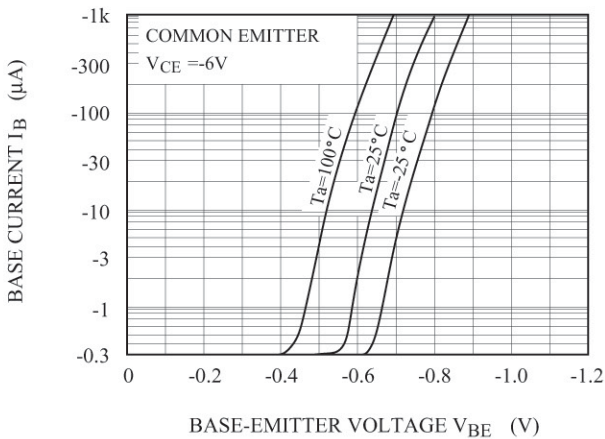
$V_{CE(sat)} - I_C$



$f_T - I_C$



$I_B - V_{BE}$



$P_c - T_a$

