

# VTR-H Diode M1 thru M7

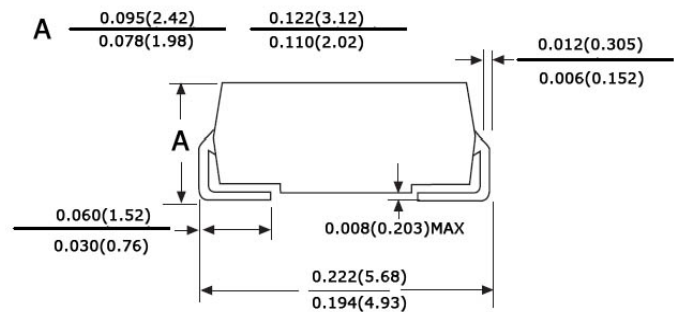
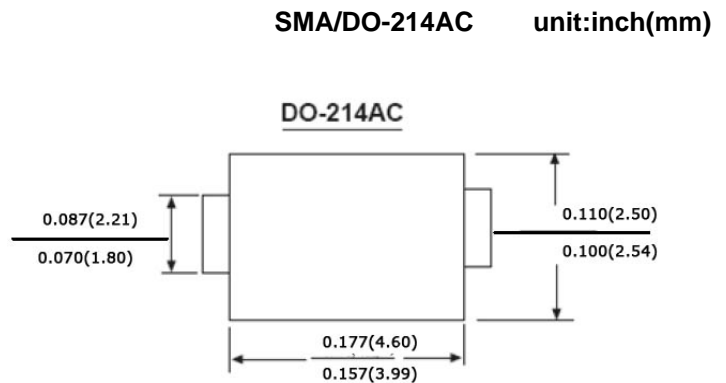
Surface Mount General Rectifier \* Plastic Passivation Junction  
 Reverse Voltage -50 to 1000 Volts \* Forward Current -1.0 Ampere

### Features:

- The plastic package carries Underwriters Laboratory Flammability Classification 94V-0
- For surface mounted applications
- Low reverse leakage
- Built-in strain relief, ideal for automated placement
- High forward surge current capability
- High temperature soldering guaranteed
- 250°C/10 seconds at terminals

### Mechanical Data:

- Case : JEDEC DO-214AC molded plastic body
- Terminals : Solder plated solderable per MIL-STD-750, Method 2026
- Polarity : Color band denotes cathode end
- Mounting Position : Any
- Weight : 0.003 ounce 0.093 grams



### Maximum Rating and Electrical Characteristics

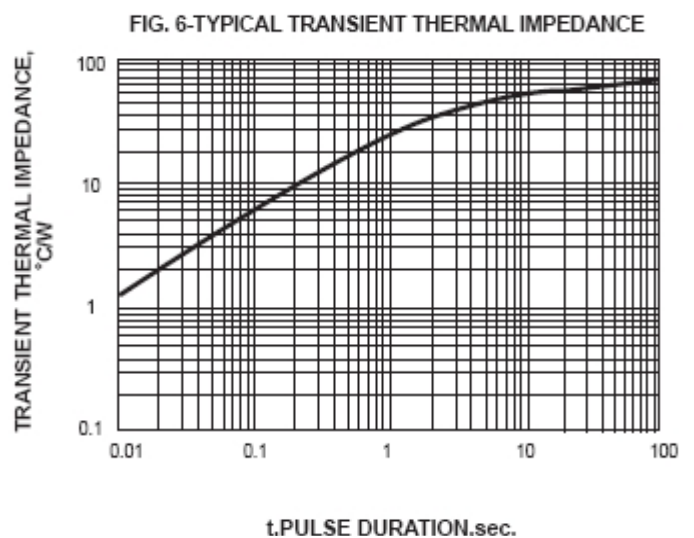
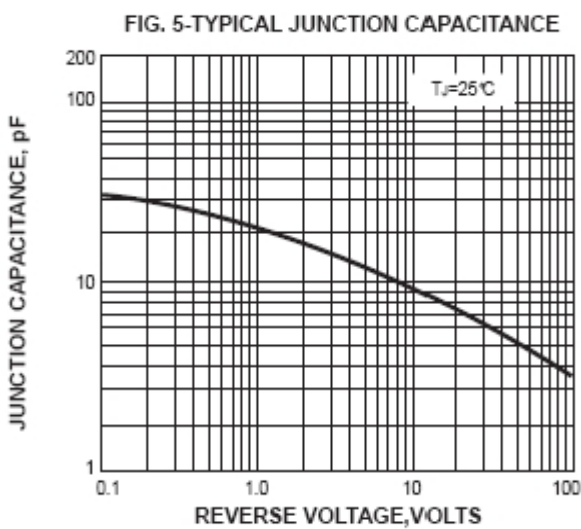
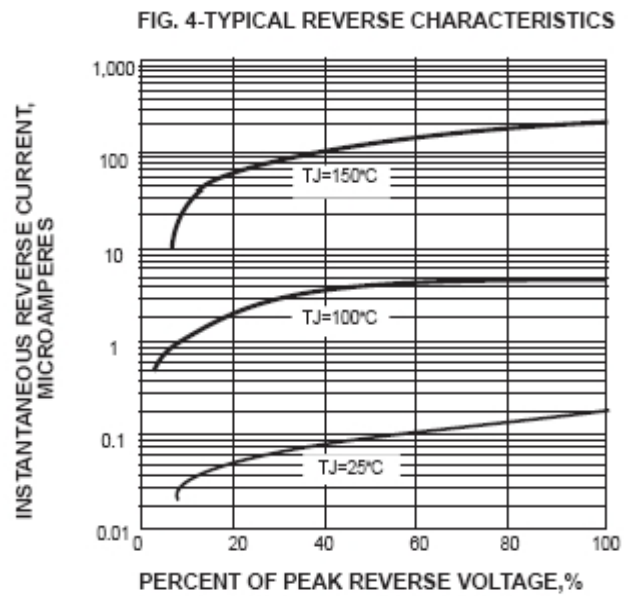
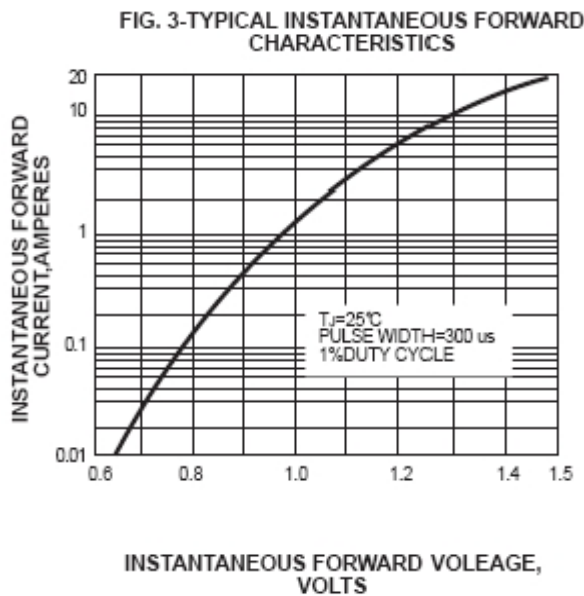
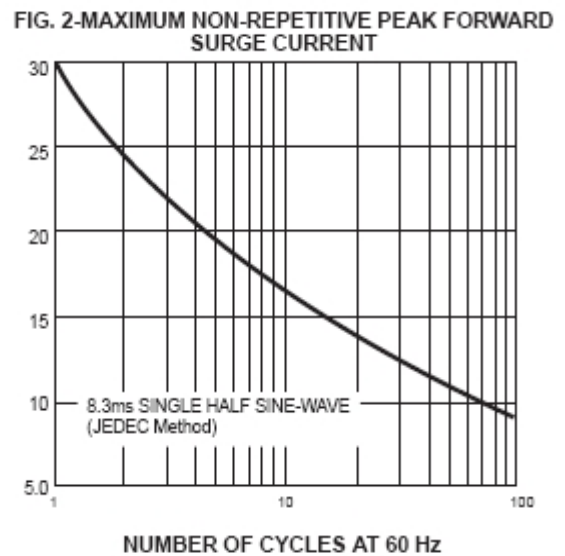
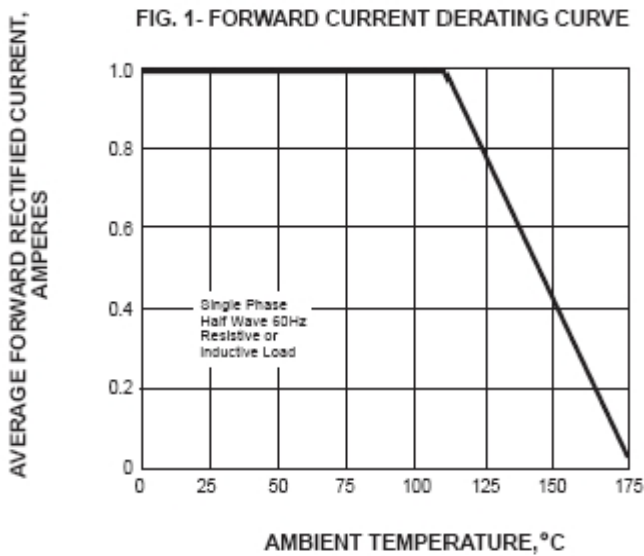
Ratings at 25°C ambient temperature unless otherwise specified

Single phase half-wave 60HZ resistive or inductive load ,for capacitive load current derate by 20%

Items	Symbols	M1	M2	M3	M4	M5	M6	M7	UNITS	
Maximum Repetitive Peak Reverse Voltage	VRRM	50	100	200	400	600	800	1000	VOLTS	
Maximum RMS Voltage	VRMS	35	70	140	280	420	560	700	VOLTS	
Maximum DC Blocking Voltage	VDC	50	100	200	400	600	800	1000	VOLTS	
Maximum Average Forward Rectified Current at TL=110	I (AV)	1.0							AMP	
Peak forward surge current 8.3ms single * Half sine-wave superimposed on rated toad (JEDEC Method)	IFSM	30.0							AMPS	
Maximum Instantaneous Forward Voltage at 1.0A	VF	1.1							VOLTS	
Maximum DC Reverse Current TA=25°C at rated DC Blocking Voltage TA=100°C	IR	5.0							50.0	μA
Typical Junction Capacitance (Measured at 1 MHZ and applied reverse voltage of 4.0V D.C)	CJ	15.0							pF	
Typical Thermal Resistance (P.C.B mounted with 0.2x0.2 " (5.0x5.0mm) copper pad areas)	RqJA	75.0							°C/W	
Operating Junction and Storage Temperature Range	TJ, TSTG	-65 to +175							°C	

# VTR-H Diode M1 thru M7

## Rating and Characteristic Curves M1 thru M7



Note: Specification are subjected to change without notice. You could please visit our website, for more details.