

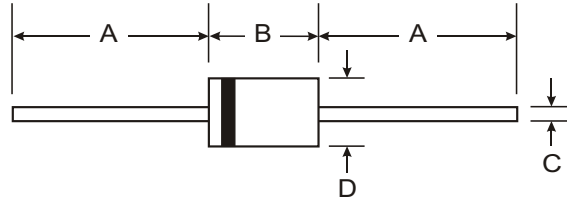
Features

- Low Leakage
- Low Forward Voltage Drop
- High Current Capability
- Plastic Material - UL Flammability Classification 94V-0

Mechanical Data

- Case: A-405, Molded Plastic
- Terminals: Plated Axial Leads, Solderable per MIL-STD-202, Method 208
- Polarity: Color Band Denotes Cathode
- Approx. Weight: 0.35 grams
- Mounting Position: Any

DISCONTINUED,
NOT RECOMMENDED FOR NEW DESIGNS,
PLEASE USE 1N4001L - 1N4007L



A-405		
Dim	Min	Max
A	25.4	—
B	4.1	5.2
C	—	0.6
D	2.0	2.7
All Dimensions in mm		

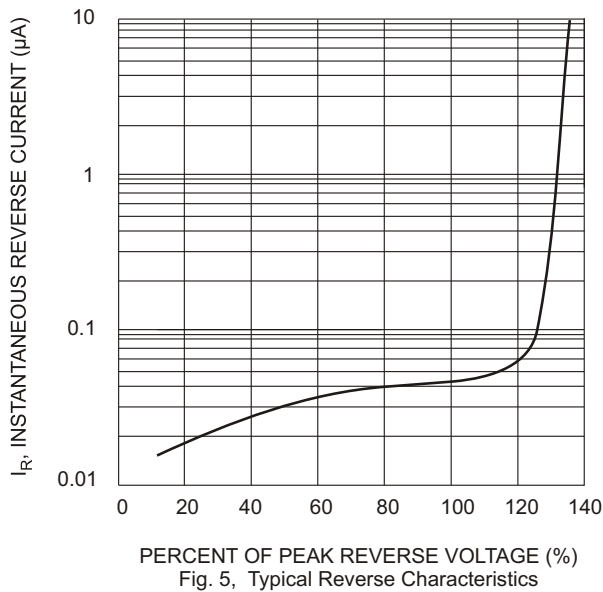
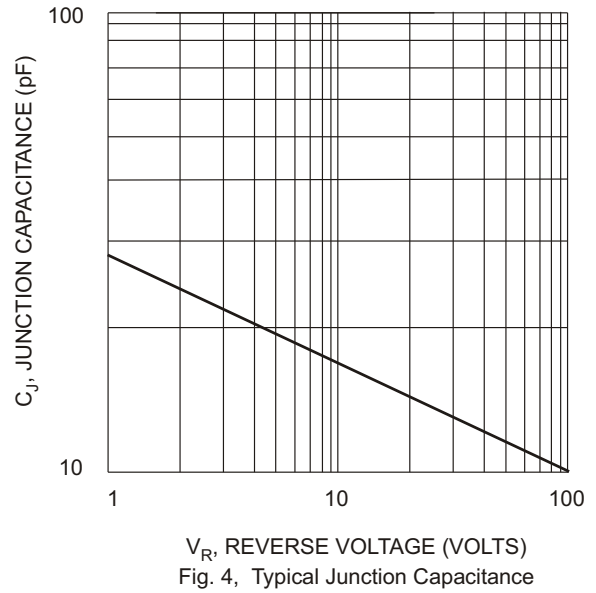
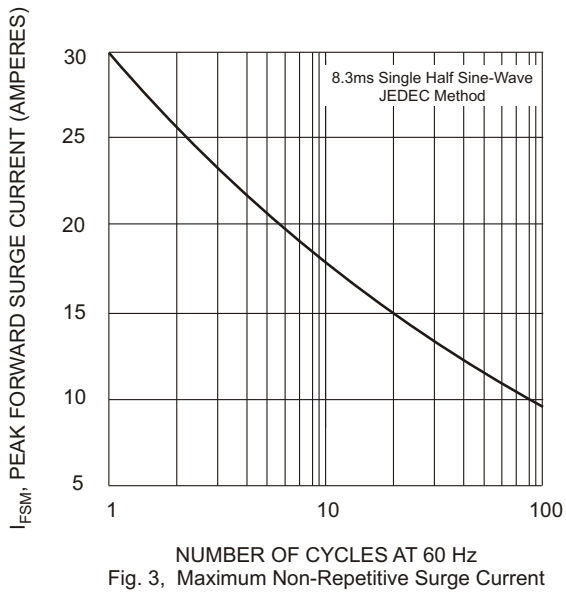
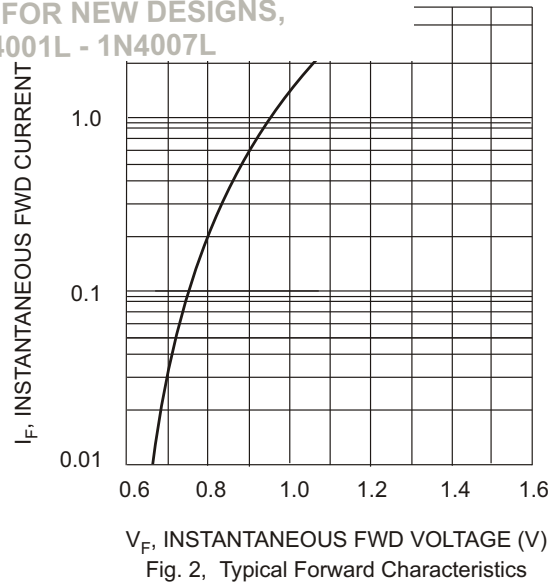
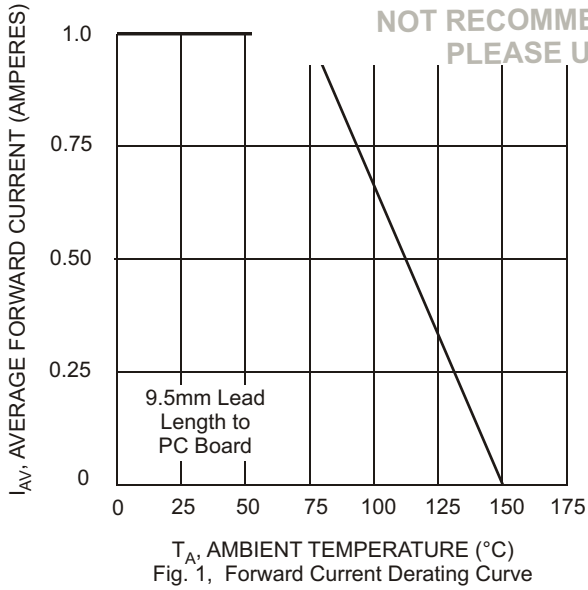
Maximum Ratings and Electrical Characteristics

Ratings at 25° C ambient temperature unless otherwise specified.
Single phase, halfwave, 60Hz, resistive or inductive load.

Characteristic	Symbol	RL 101	RL 102	RL 103	RL 104	RL 105	RL 106	RL 107	Units
Maximum Recurrent Peak Reverse Voltage	V_{RRM}	50	100	200	400	600	800	1000	V
Maximum RMS Voltage	V_{RMS}	35	70	140	280	420	560	700	V
Maximum DC Blocking voltage	V_{DC}	50	100	200	400	600	800	1000	V
Maximum Average Forward Rectified Current 9.5mm Lead Length @ $T_A = 75^\circ C$	$I_{(AV)}$	1.0							A
Peak Forward Surge Current 8.3 ms single half sine-wave superimposed on rated load (JEDEC method) (See Fig 3)	I_{FSM}	30							A
Maximum Instantaneous Forward Voltage @ 1.0 A DC	V_F	1.1							V
Maximum DC Reverse Current at Rated DC Blocking Voltage @ $T_A = 25^\circ C$	I_R	5.0							μA
Maximum Full Load Reverse Current Full Cycle Average 9.5 mm lead length @ $T_L = 55^\circ C$	I_R	100							μA
Typical Junction Capacitance (Note 1)	C_J	20							pF
Operating and Storage Temperature Range	T_J, T_{STG}	-65 to +150							$^\circ C$

Notes: 1. Measured at 1.0 MHz and applied reverse voltage of 4.0V.

DISCONTINUED,
NOT RECOMMENDED FOR NEW DESIGNS,
PLEASE USE 1N4001L - 1N4007L



IMPORTANT NOTICE

Diodes Incorporated and its subsidiaries reserve the right to make modifications, enhancements, improvements, corrections or other changes without further notice to any product herein. Diodes Incorporated does not assume any liability arising out of the application or use of any product described herein; neither does it convey any license under its patent rights, nor the rights of others. The user of products in such applications shall assume all risks of such use and will agree to hold Diodes Incorporated and all the companies whose products are represented on our website, harmless against all damages.

LIFE SUPPORT

Diodes Incorporated products are not authorized for use as critical components in life support devices or systems without the expressed written approval of the President of Diodes Incorporated.

DISCONTINUED,
NOT RECOMMENDED FOR NEW DESIGNS,
PLEASE USE 1N4001L - 1N4007L